

City Manager Update



City of Rockport

June 24, 2025
City Council Regular Meeting

Building & Development

June 2025 Development

- *Conducted nine (9) pre-development meetings;*
- *Approval of Resolution setting Public Hearing date of July 22, 2025 for the Impact Fee Study Updates;*
- *Tree Mitigation Plan for Lakeview Subdivision PH 1 under review;*
- *Staff participated in Human Resource Training*

Permitting & Inspections – May 2025

- *Permits Issued: 110*
- *Permit Fees Collected: \$29,181.00*
- *Impact Fees Collected: \$15,382.10*
- *Inspections: 332*

Code Enforcement – May 2025

- *Open Cases: 89*
- *Closed Cases: 49*
- *STR Inspections: 118*
- *STR Inquires & Registrations: 98*
- *HOT Taxes Collected to date: \$45,091.00*
- *Conducted a Building & Standards meeting where 2 extensions and 8 demolition orders were approved.*

Public Works

May Billed Utility Connections / Consumption

- **Water: 10,494 / 593,122.0000**
- **Sewer: 5,684 / 311,807.0000**
- **Gas: 4,647 / 91,039.0000**

No cape needed—our Public Works heroes keep your water fresh, your sewer in check, and your gas ready to glow!



Public Works

Purchased Water

- **2024 Purchased Water (Gallons)**
 - January: 89,220,000
 - February: 73,979,000
 - March: 77,515,000
 - April: 92,242,000
 - May: 96,457,000
- **2025 Purchased Water (Gallons)**
 - January: 72,449,000
 - February: 61,204,000
 - March: 70,560,000
 - April: 72,300,000
 - May: 70,732,000



Residential/Commercial Water Usage

- *2024 Water Usage (Gallons)*

January: 72,049,900

February: 66,500,900

March: 67,625,700

April: 67,957,500

May: 82,771,400

- *2025 Water Usage (Gallons)*

January: 71,240,500

February: 50,818,300

March: 50,940,700

April: 63,493,100

May: 59,312,200



The Streets Department and local schools are making safety a team effort—installing new signs to protect our future!

June 24, 2025, City Council Regular Meeting

Public Works

Public Works



We're digging, shaping, paving the way—for better drainage every day!

June 24, 2025, City Council Regular Meeting



Rehab in progress! Big changes are happening behind the bay doors at RFVFD!

June 24, 2025, City Council Regular Meeting



Public Works

Police Department

MAY		
	2024	2025
Police Incidents	115	52
Calls for Service	683	817
Arrests	34	31
Traffic Contacts	693	543
Traffic Accidents	7	9
CID Cases Assigned	65	77
CID Clearance Rate	38%	38%

Police Department

The logo for the 100 Club Of Aransas County is displayed on a dark blue rectangular background. The number '100' is in a large, white, stylized font with a slight shadow. Below it, the words 'Club Of Aransas County' are written in a white, serif font, stacked in three lines: 'Club Of', 'Aransas', and 'County'.

100 Club of Aransas County is a non profit that provides support to local law enforcement agencies.

100clubofaransascounty.org

- Officer Bullet Resistant Vests
- K9 Bullet Resistant Vest
- Police Boat Ancor
- Flashlights for all officers
- PFDs for all officers

Unspent Bonds

Unspent Bond and ARPA Funds Expenses as June 23, 2025

Public Works Projects

	January 23, 2024	Updated Contracts	Spent to Date
Expenditures:			
W/W Treatment Plant - in progress	\$4,998,048	\$5,162,601	\$4,056,300
Rehab of RSC Elevated Tank- Completed November 2024	\$270,371		\$270,371
Force Main - Gagon to WWTP - Completed 5/6/24	\$427,840	\$408,585	\$408,585
SCADA- WWtp & Lift Stations - completed Jan 2025	\$230,000	\$124,104	\$124,104
RCC Lakes - Sediment Removal - Completed 7/25/23	\$460,000		\$460,000
Traylor Blvd Pavement Repairs - Completed 3/2/23	\$98,684		\$98,684
Concho Street Drainage Completed	\$192,000		\$192,000
	\$6,676,943	\$6,716,345	\$5,610,043

Revised

Park Projects

	January 23, 2024	Updated Contracts	Spent to Date
Expenses:			
Bent Oaks Rookery: Finish permiterg - Completed	\$22,125		\$22,125
Bent Oaks Rookery: Addl Fence around park - Completed	\$49,950		\$49,950
Bent Oaks Rookery: Sidewalk and Observation - Completed	\$48,795		\$48,795
Bent Oaks Rookery: Park -Completed	\$2,000	\$2,571	\$2,571
Bent Oaks Rookery: Addl fencing of last position - Completed	\$37,750		\$37,750
Aquatic Park - Connect walkway to Tule HikeBike Trail - Completed	\$13,025		\$13,025
Re-Stripping/Widen of pool parking lot entrance - Completed 8/30/24	\$24,230		\$24,145
Pool Pump House piping - Completed	\$8,500	\$8,630	\$8,630
Memorial - Completed 8/27/24	\$26,500	\$24,750	\$24,750
Memorial - Fitness Court Shade - Completed	\$84,509		\$84,509
Lighting for fitness court - in progress - scheduled for August 2025	\$45,000		\$322
Skate park refurbishing - in progress - scheduled for August 2025	\$12,500		\$3,120
	\$374,884	\$373,835	\$319,691

Revised

Rockport Parks & Recreation



May Activities

MEMORIAL PARK PAVILION RENTALS - 7

ZACHARY TAYLOR ARBORETUM PARK RENTALS - 1

PRIVATE SWIM LESSONS - 17

POOL PARTIES - 9, TABLE RENTALS - 2

LIFEGUARD CERTIFICATION CLASS HELD - 1

PRINCIPALS IN THE PARK - PARKS & REC ARCHERY BOOTH

MEMORIAL DAY SERVICE HELD MAY 26TH

ROCKPORT FULTON LITTLE LEAGUE CLOSING CEREMONIES

DEPARTMENT PRESENTATION AT ROCKPORT CITIZEN UNIVERSITY

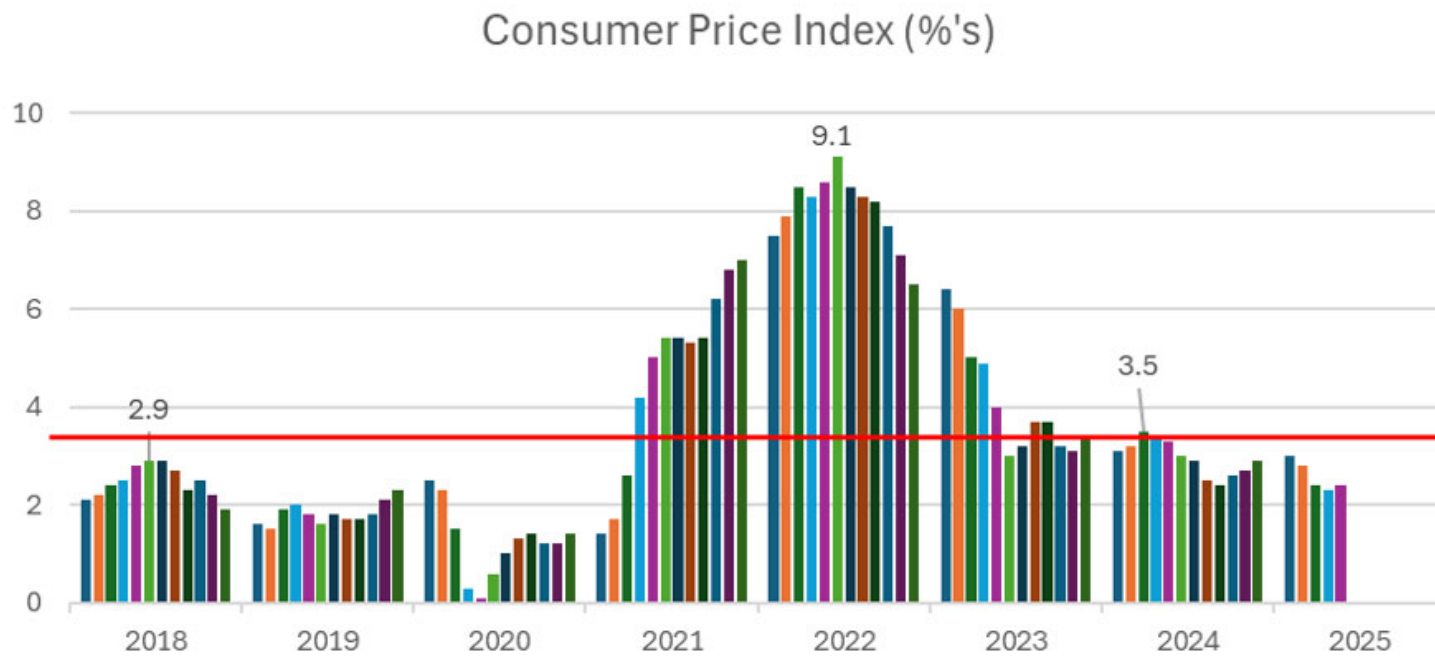


Utility Reserves 2024-2025 Utility Billing

Charges for Service

	11/30/2024	12/31/2024	1/31/2025	2/28/2025	3/31/2025	4/30/2025	5/31/2025
Water	\$ 879,501	\$ 725,972	\$ 782,460	\$ 622,048	\$ 621,383	\$ 715,100	\$ 685,772
Sewer	\$ 370,427	\$ 334,260	\$ 355,950	\$ 309,227	\$ 310,209	\$ 352,273	\$ 331,963
Water Connections	\$ 16,300	\$ 17,964	\$ 21,200	\$ 31,864	\$ 28,928	\$ 19,800	\$ 27,000
Sewer Line Connection	\$ -	\$ 5,400	\$ 10,800	\$ 10,800	\$ 10,800	\$ 2,700	\$ 2,700
Water Installation	\$ 2,000	\$ -	\$ 6,000	\$ 2,000	\$ 4,000	\$ -	\$ 2,000
Sewer Installation	\$ 51,040	\$ -	\$ -	\$ 3,809	\$ -	\$ -	\$ 1,070
Service Charges & Fees	\$ 17,055	\$ 13,565	\$ 19,640	\$ 18,760	\$ 20,100	\$ 15,170	\$ 18,370
Late Penalty Fee	\$ 11,675	\$ 15,646	\$ 10,214	\$ 13,176	\$ 6,599	\$ 8,772	\$ 9,648
Septic Disposal Fee	\$ -	\$ -	\$ -	\$ -	\$ -	\$ -	\$ -
Fulton Sewer Revenue	\$ 13,291	\$ 12,562	\$ 13,319	\$ -	\$ 12,772	\$ 10	\$ 10
Compliance Fines	\$ -	\$ -	\$ -	\$ -	\$ 500	\$ -	\$ 1,000
	\$ 1,361,289	\$ 1,125,369	\$ 1,219,583	\$ 1,011,684	\$ 1,015,292	\$ 1,113,825	\$ 1,079,532
Water %	8%	1%	-1%	-24%	-25%	-7%	-28%
Sewer %	6%	4%	-3%	-22%	-21%	-1%	-17%

State 3 water restrictions went into place at the beginning of January. As expected, YoY water revenues are down double digits, which in turn drags down sewer revenues.



Top Sales Taxpayers in Rockport -

*Wal-Mart contributes 10% alone

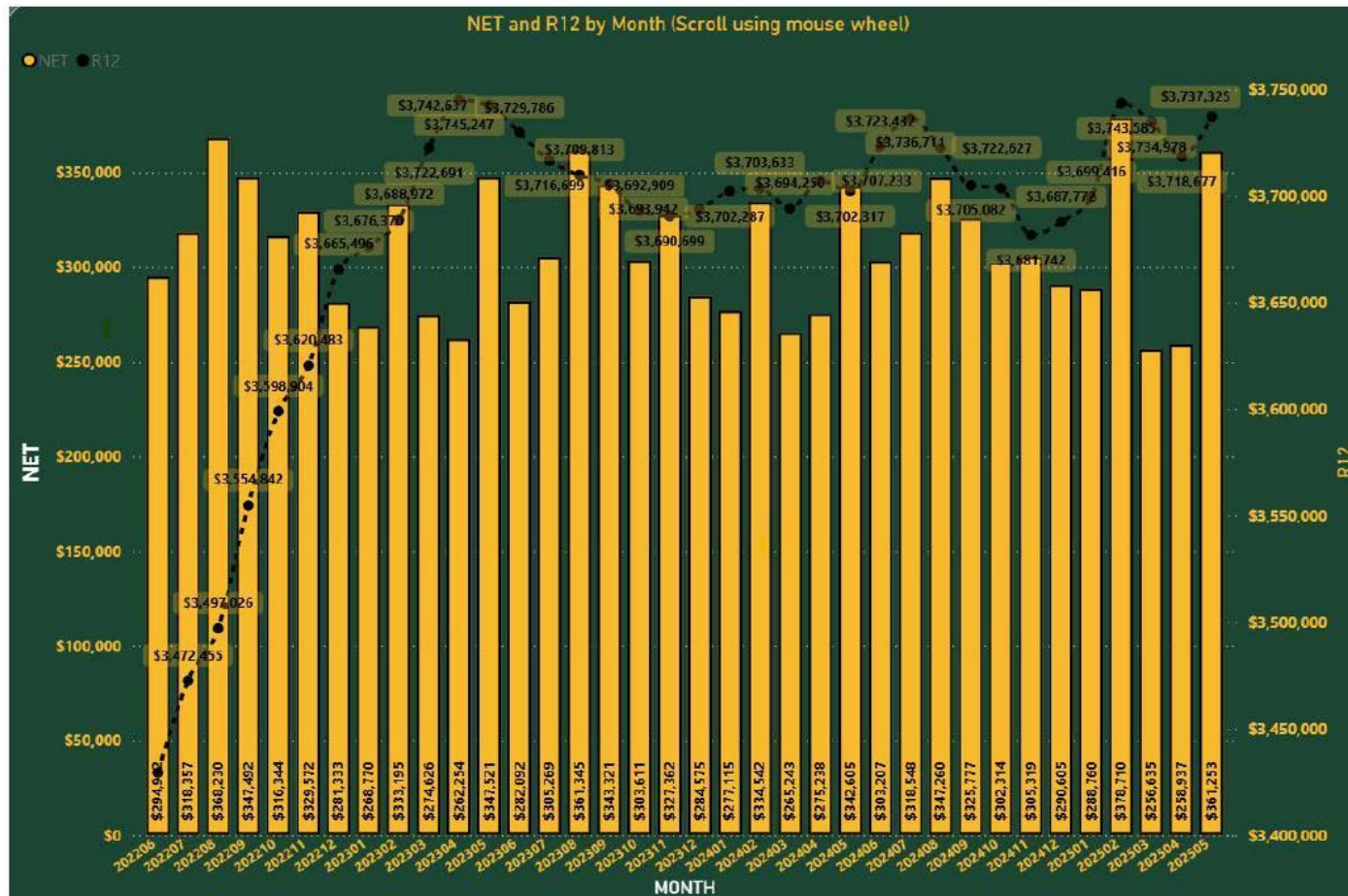
Business Comparisons for This Month				
PAYER NAME	2023	2024	2025	% OF TOT ▼
WAL-MART	\$38,836	\$39,092	\$36,417	10.08%
BUILDERS FIRSTSOURCE	\$22,991	\$24,881	\$32,709	9.05%
PROBUILD	\$37,810	\$25,008	\$24,766	6.86%
H-E-B FOOD STORE	\$19,907	\$20,867	\$21,434	5.93%
AMAZONCOM SVCS (MARKE...	\$10,092	\$11,071	\$12,654	3.50%
WHATABURGER	\$9,630	\$10,797	\$11,540	3.19%
ACE HARDWARE	\$8,608	\$8,695	\$8,426	2.33%
AMAZON COM COMPANIES	\$5,293	\$5,610	\$6,229	1.72%
TXU ENERGY	\$6,222	\$1,755	\$6,180	1.71%
ROCKPORT TACKLE TOWN	\$5,642	\$6,209	\$6,133	1.70%
PARADISE KEY DOCKSIDE BA...	\$4,625	\$4,671	\$4,704	1.30%
ROCKPORT BOILING POT	\$4,048	\$4,290	\$4,464	1.24%
CITY OF ROCKPORT	\$0	\$3,911	\$4,315	1.19%
WILCOX FURN OF ROCKPORT	\$3,239	\$3,056	\$4,225	1.17%
VALERO CORNER STORE	\$4,969	\$4,533	\$4,022	1.11%
SPEEDY STOP FOOD STORE	\$0	\$3,760	\$3,791	1.05%
RELIANT ENERGY RETAIL SVCS	\$3,234	\$2,911	\$3,773	1.04%
SPANKY'S LIQUOR	\$3,817	\$3,875	\$3,747	1.04%
STRIPE	\$3,806	\$3,966	\$3,629	1.00%
ROCKPORT COUNTRY CLUB ...	\$3,359	\$3,505	\$3,558	0.98%
WALGREENS	\$3,685	\$3,618	\$3,174	0.88%
18 SOURCING	\$1	\$6	\$3,104	0.86%
CITY ELECTRIC SUPPLY CO	\$2,176	\$2,651	\$3,086	0.85%
VASAYO	\$0	\$0	\$2,827	0.78%

June 24, 2025, City Council Re

Fire Fund May Snap Shots by Year

2023	2024	2025
10,000	10,091	10,036

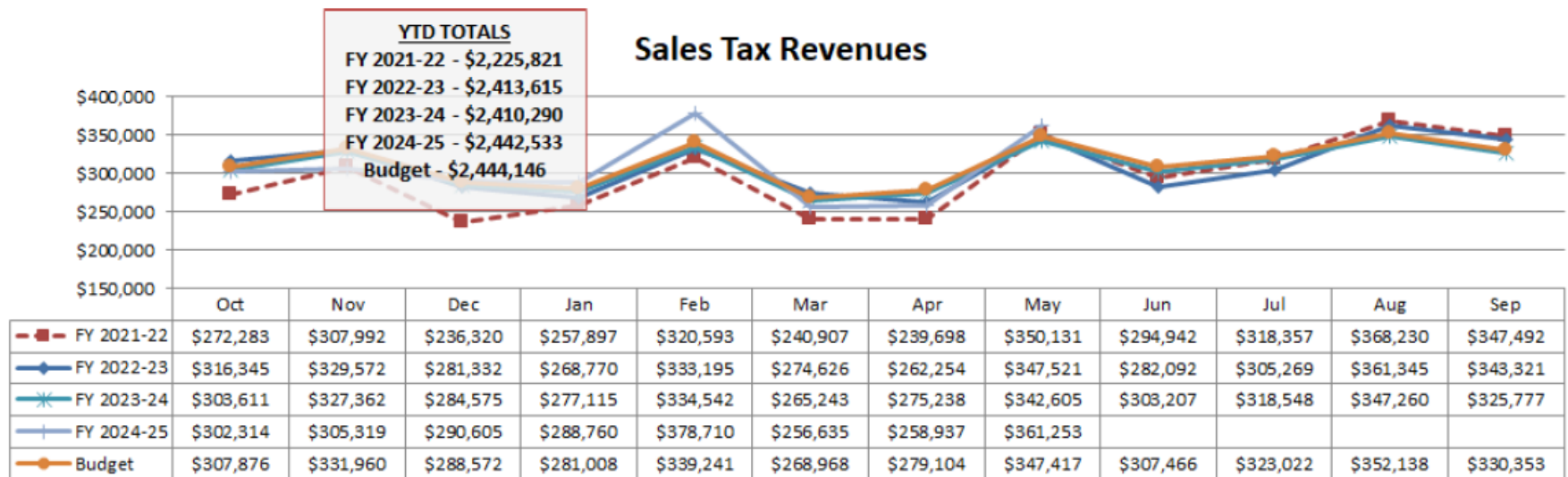
City of Rockport Sales Tax Revenues



May 2025 sales tax is third highest allocation on the above graph.

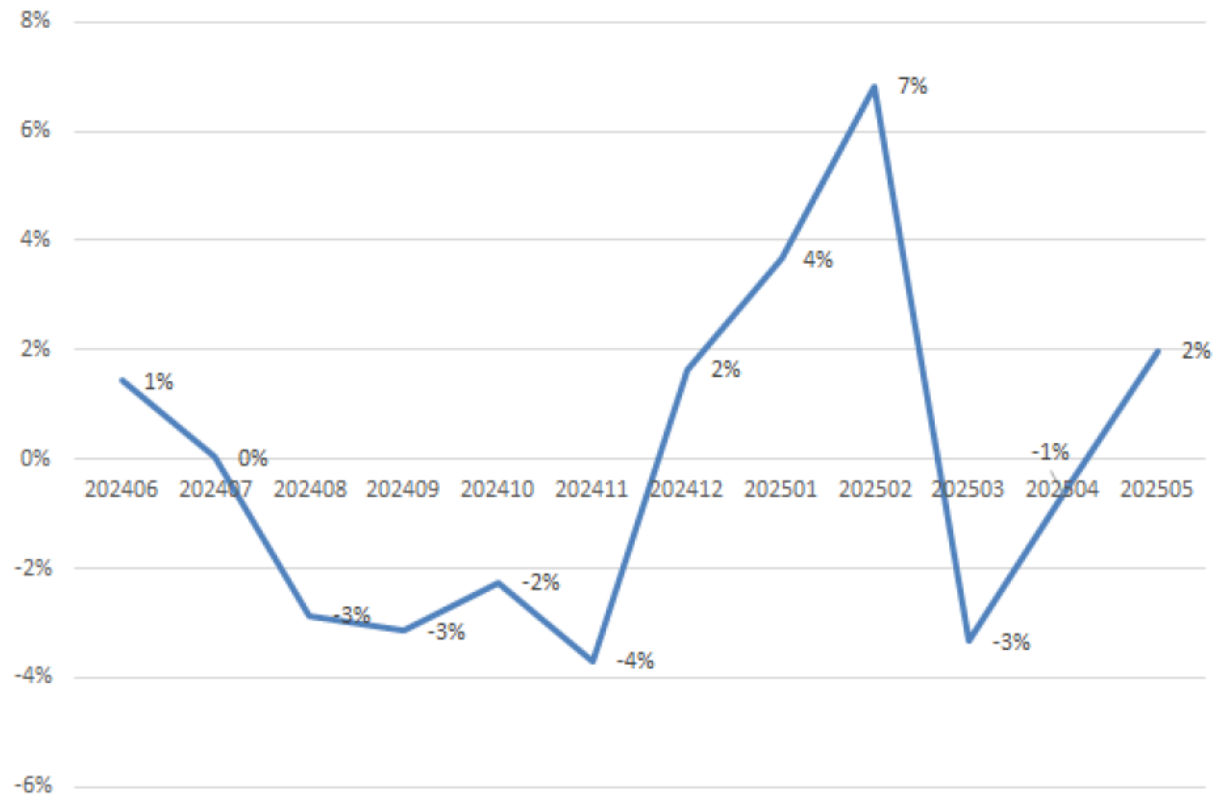
June 24, 2025, City Council Regular Meeting

Sales Tax Revenues Thru May 2025



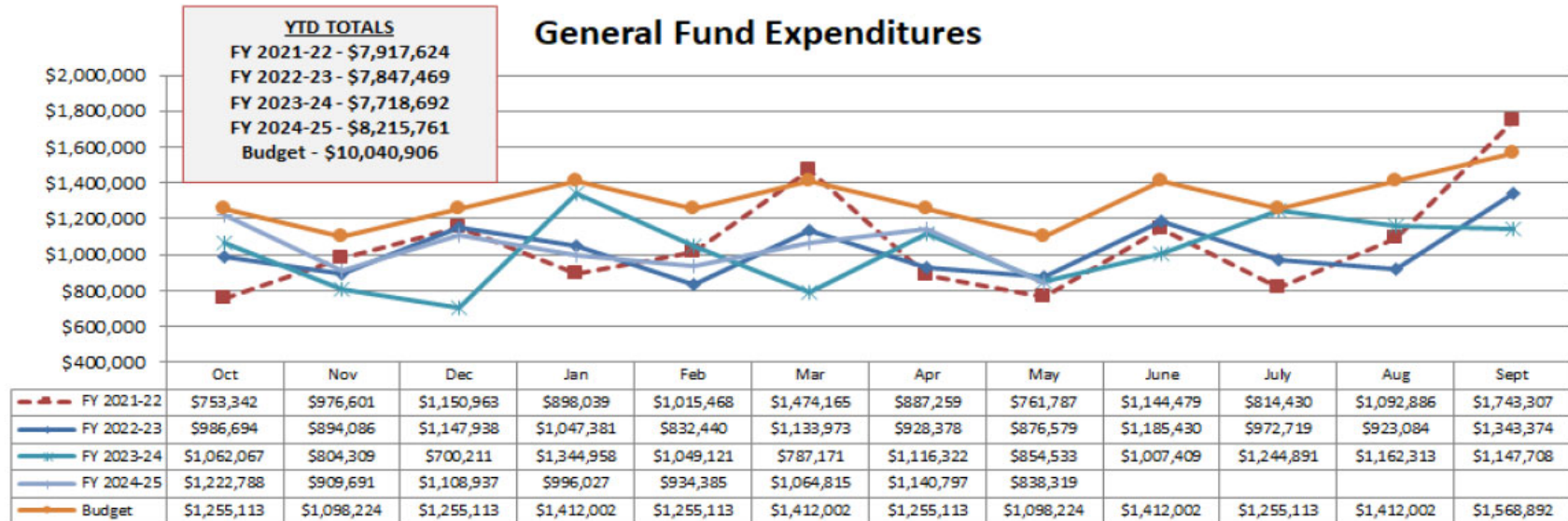
Comprises 21% of General Fund Revenues - up 1% YoY, and flat on budget

City of Rockport Rolling 12 Month % Change - Sales Tax



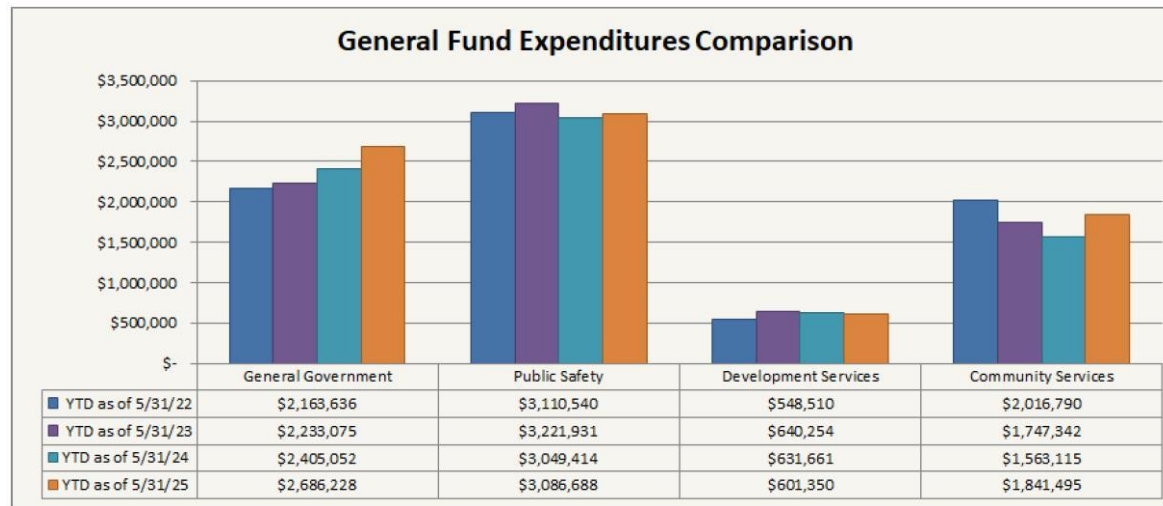
The overall absolute and average change on the above is flat.

General Fund Expenditures Thru May 2025



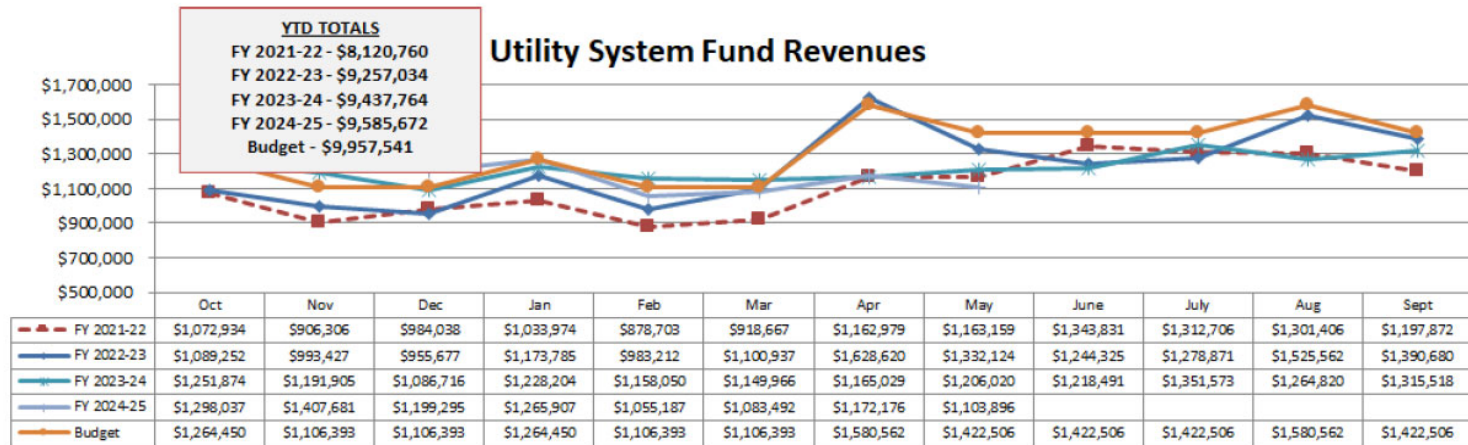
Up 6% YoY- 18% below budget.

General Fund Expenditure Comparison Thru May 2025



- **General Government:** Mayor & Council, City Manager, Human Resources, City Secretary, Finance, Information Technology, Building Maintenance, and Non-Departmental
- **Public Safety:** Police Administration, Patrol, CID, and Municipal Court
- **Development Services:** Building Development, Emergency Operations, Code Enforcement and Inspections
- **Community Services:** Street Department and Parks and Leisure Services

City of Rockport Utility System Fund Revenues thru May 2025



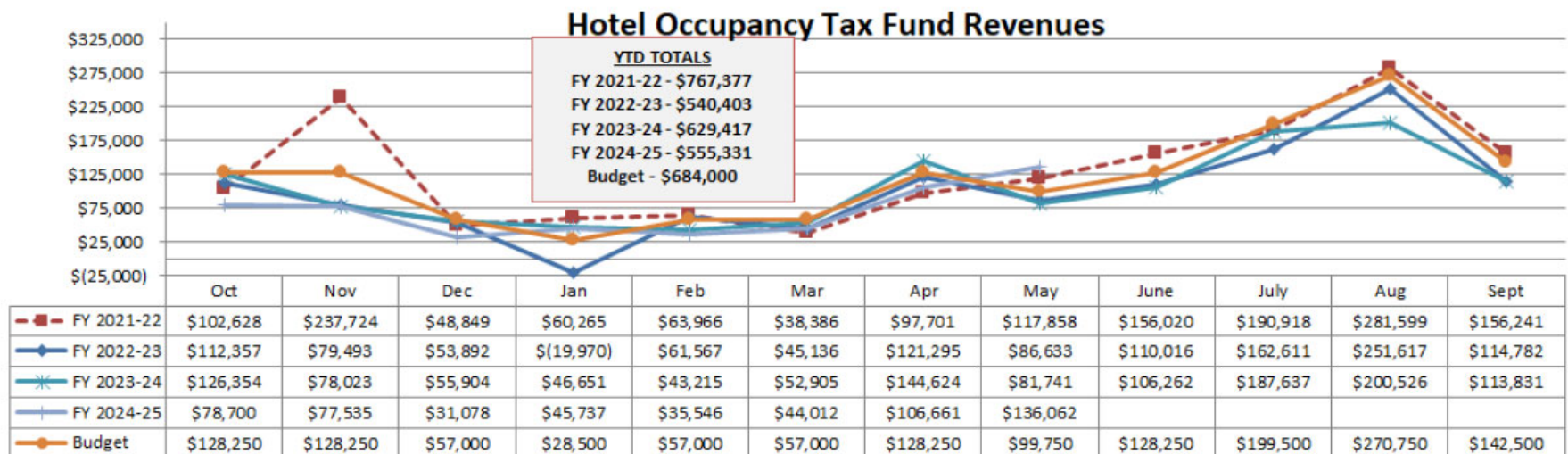
Up 2% YoY, down 4% on Budget with Stage 3 Water Restrictions. Unlawful watering warnings and fines are being issued with meters being pulled for repeated noncompliance. Public Works, Code Enforcement, and Utility Billing are working together clamp down on violators draining our precious resources. Fines are placed on Utility Bills with service disconnect for nonpayment.

7

June 24, 2023, City Council Regular Meeting

City of Rockport

Hotel Occupancy Tax Fund Revenues thru May 2025



Down 12% YTD YoY - Revenues 19% under budget. RentalScape is now the only payment medium with learning/transition curve impacting revenues.

City of Rockport

Monthly Financial Report thru May 2025

- Sales Tax Revenues continue to be relatively flat to declining
- Stage 3 water restrictions in effect at the end of 2024 targeting residential users revenue impact is double digit given large residential base
- Hotel/Motel Revenues should improve with RentalScape transition
- 8th Month in Fiscal Year 2024-2025 or 66.67% complete
- Revenues and Expenses/Expenditures are unaudited


	YTD REVENUES			YTD EXPENSES/EXPENDITURES		
FUND	FY 2025 Budget	FY 2025 Actual	% of FY 2025 Budget	FY 2025 Budget	FY 2025 Actual	% of FY 2025 Budget
General	\$15,688,916	\$11,815,607	75.31%	\$15,688,916	\$8,215,761	52.37%
Utility System	\$15,805,620	\$9,585,672	60.65%	\$15,805,620	\$8,951,142	56.63%
Natural Gas	\$2,987,419	\$2,260,831	75.68%	\$2,987,419	\$1,577,713	52.81%
Aquatic Center	\$579,747	\$349,072	60.21%	\$579,747	\$343,350	59.22%
Hotel-Motel Tax	\$1,425,000	\$555,969	39.02%	\$1,425,000	\$830,555	58.28%

June 24, 2025, City Council Regular Meeting

Human Resources

- 3 New Hires:
 - 2 Utility Maintenance Technicians
 - 1 Communications Officer
- 1 Separation:
 - 1 Heavy Equipment Operator (Streets)
- 1 Internal Transfer
 - Senior Mechanic to Fleet Manager

June 24, 2025, City Council Regular Meeting



Human Resources

- 0 Workman's Comp Cases
- 2 Liability Claims:
 - Break in Memorial Park
 - Lightening Strike at Wastewater Treatment Plant



City Facebook

- Last 28 days:
 - 73,888 views (up 158%)
 - 561 interactions (up 17%)
 - 132 new followers (up 55%)
 - 5,944 engagement
 - The most views was on June 11th - 10,000 views (Float Into Conversation and pictures from the June 10th City Council meeting)

July Budget Dates to Remember

- July 10, 2025 – Base Budget Workshop @ 1 p.m. City Hall
- July 25, 2025 – Receive Certified Appraised Roll
- July 29, 2025 – HOT Grant Funding Budget Workshop @1 p.m. City Hall



Exciting News

Convention and Visitor Bureau has a new Social Media Accounts:
Exploreroockportfulton on Facebook, Instagram, and YouTube

City Hall Ribbon Cutting – June 27, 2025 at 3:30 p.m.

City Press Conference regarding **BIG BIG NEWS** – July 10th @ the Key Allegro Yacht Club from 4-5:00 p.m.

All future City Council Meetings will be held at City Hall unless otherwise note.

City Newsletter comes out Tuesday, July 1st.

Rockport's Annual Overview

Wednesday, October 22, 2025

@ 5 p.m. @ the ROCC

Why hold:

Highlight accomplishments

Share goals and plans

Celebrate progress

Education on program and challenges

Connection with residents

Make new announcements